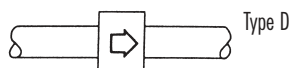
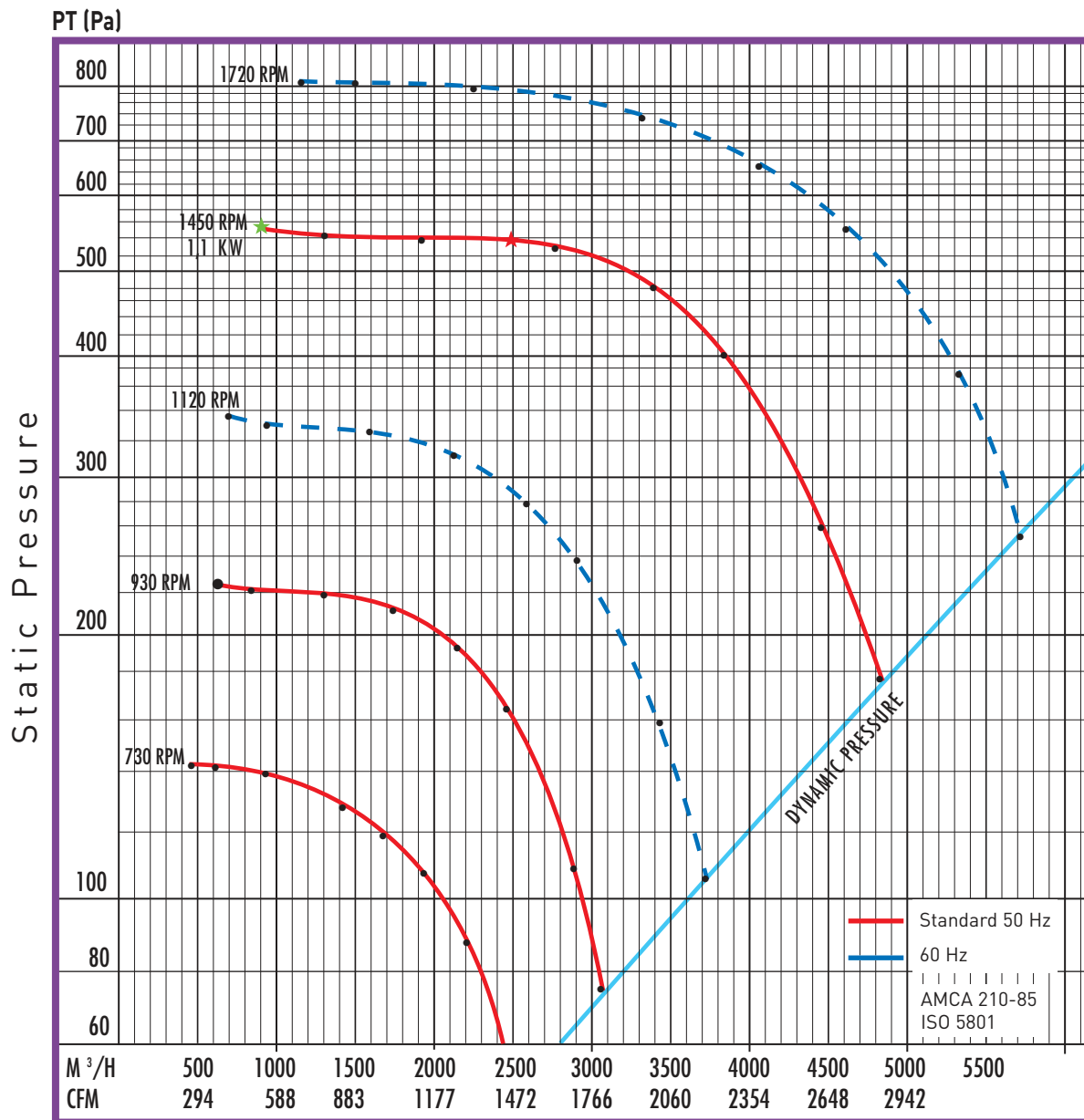
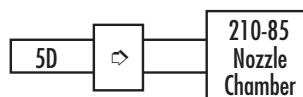


SEAT 30



Ducted inlet/Ducted outlet
Casing noise

R.P.M.	dB (A)
715	40
950	46
1435	63



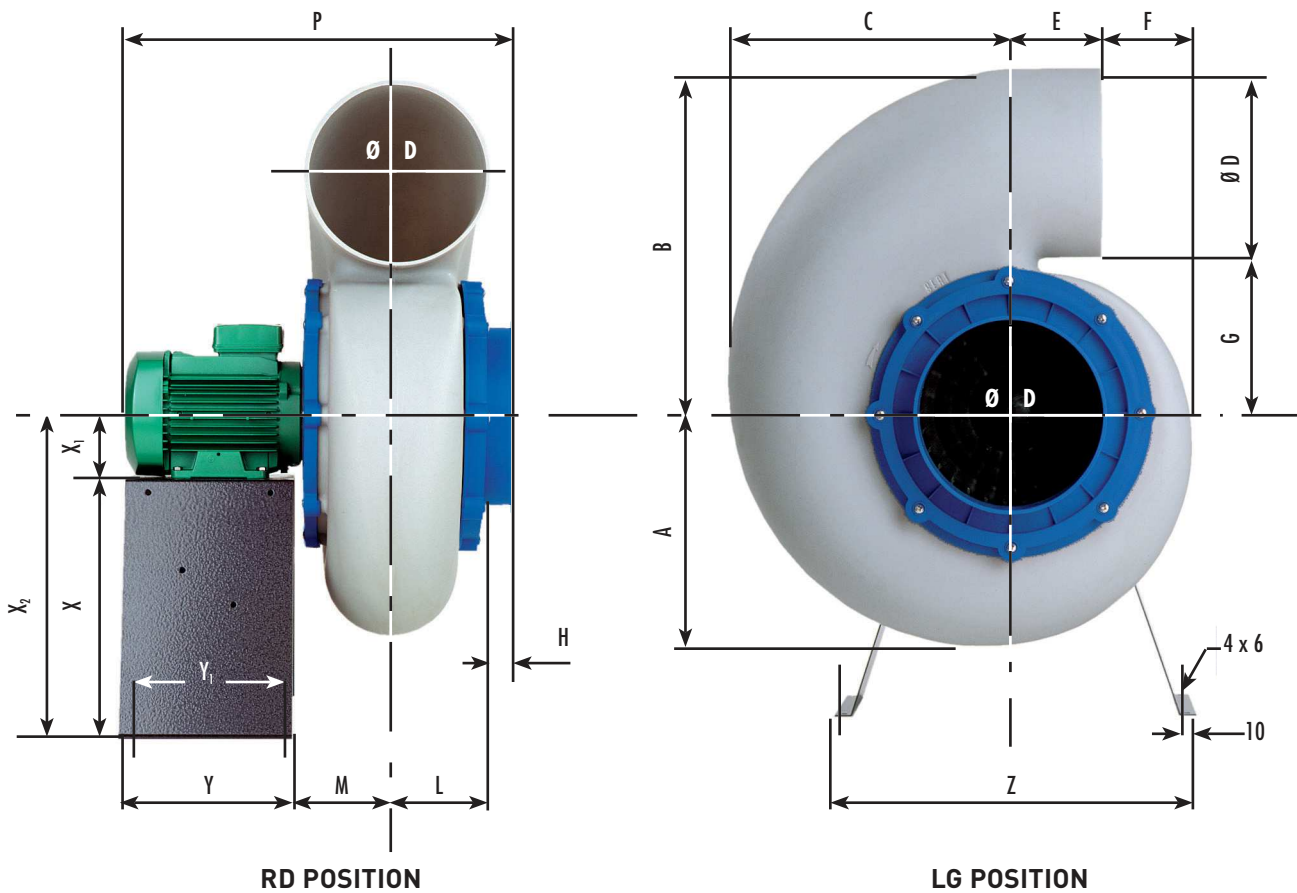
Type B
Ducted outlet

R.P.M.	dB(A)	dB
715	59	67
950	66	73
★ 1450	78	82

Noise ratings in accordance with ISO 5801.
Visit our website for details.

Noise level in octaves (dB)

Freq. Octave Hz	1450 R.P.M. ★ 900 m ³ /h	1450 R.P.M. ★ 2500 m ³ /h
125	75,1	60,6
250	76,5	68,5
500	76,9	75,5
1000	73,2	74,2
2000	68,5	71
4000	63,9	66,7



Available
in **ATEX** version

Dimensional data (mm) - Metal stand does not come standard with fan (see accessories pricing).
The motor frame size may vary upon type of motor used.

RPM	A	B	C	Ø D	E	F	G	H	L	M	P	Y	Y ₁	Z	X	X ₁	X ₂
930	300	450	373	250	117	112	198	35	110	120	510	240	220	460	370	80	450
1450	300	450	373	250	117	112	198	35	110	120	540	240	220	460	370	90	460

Handings are viewed from inlet side - 45 degree adjustable

